

Hi-MO 9

LR7-72HYD 625~660M

- Products for utility with optimal power generation through the entire lifecycle
- Performance improvement leads to a more than 6.5% power generation gain
- TaiRay wafer & BC technology enhances high product reliability
- Smart manufacturing & LONGi product lifecycle standards deliver exceptional product quality

12

12-year Warranty for
Materials and Processing

30

30-year Warranty for Extra
Linear Power Output

Complete System and Product Certifications

IEC 61215, IEC 61730, UL 61730

ISO9001:2015: ISO Quality Management System

ISO14001: 2015: ISO Environment Management System

ISO45001: 2018: Occupational Health and Safety

IEC62941: Guideline for module design qualification and type approval

LONGi



24.4%
MAX MODULE
EFFICIENCY

0~3%
POWER
TOLERANCE

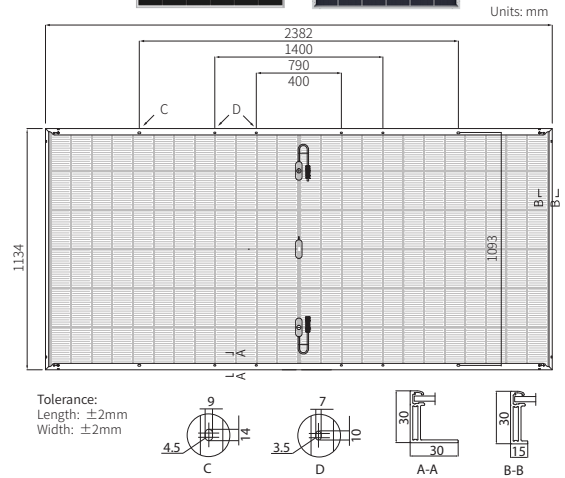

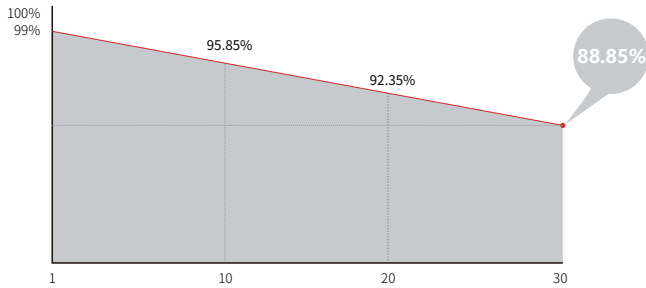
<1%
FIRST YEAR
POWER DEGRADATION

0.35%
YEAR 2-30
POWER DEGRADATION

BC-CELL
LOWER OPERATING
TEMPERATURE

Additional Value

30-Year Power Warranty



Mechanical Parameters

Cell Orientation	144 (6×24)
Junction Box	IP68, three diodes
Output Cable	4mm ² , +400, -200mm/±1400mm length can be customized
Glass	Dual glass, 2.0+2.0mm heat strengthened glass
Frame	Anodized aluminum alloy frame
Weight	33.5kg
Dimension	2382×1134×30mm
Packaging	36pcs per pallet / 144pcs per 20' GP / 720pcs per 40' HC

Electrical Characteristics

STC : AM1.5 1000W/m² 25°C

NOCT : AM1.5 800W/m² 20°C 1m/s

Test uncertainty for Pmax: ±3%

Module Type	LR7-72HYD-625M		LR7-72HYD-630M		LR7-72HYD-635M		LR7-72HYD-640M		LR7-72HYD-645M		LR7-72HYD-650M		LR7-72HYD-655M		LR7-72HYD-660M	
	STC	NOCT	STC	NOCT	STC	NOCT	STC	NOCT	STC	NOCT	STC	NOCT	STC	NOCT	STC	NOCT
Maximum Power (Pmax/W)	625	475.8	630	479.6	635	483.4	640	487.2	645	491.0	650	494.8	655	498.6	660	502.4
Open Circuit Voltage (Voc/V)	53.72	51.05	53.82	51.15	53.92	51.24	54.02	51.34	54.12	51.43	54.22	51.53	54.32	51.62	54.42	51.72
Short Circuit Current (Isc/A)	14.73	11.83	14.81	11.90	14.89	11.96	14.98	12.03	15.06	12.10	15.14	12.16	15.22	12.22	15.30	12.29
Voltage at Maximum Power (Vmp/V)	44.37	42.17	44.47	42.26	44.57	42.36	44.67	42.45	44.77	42.55	44.87	42.64	44.97	42.74	45.07	42.83
Current at Maximum Power (Imp/A)	14.09	11.29	14.17	11.36	14.25	11.42	14.33	11.49	14.41	11.55	14.49	11.61	14.57	11.68	14.65	11.75
Module Efficiency(%)	23.1		23.3		23.5		23.7		23.9		24.1		24.2		24.4	

Electrical characteristics with different rear side power gain (reference to 645W front)

Pmax /W	Voc/V	Isc /A	Vmp/V	Imp /A	Pmax gain
677	54.12	15.81	44.77	15.13	5%
710	54.12	16.57	44.77	15.85	10%
744	54.22	17.32	44.87	16.57	15%
776	54.22	18.07	44.87	17.29	20%
808	54.22	18.83	44.87	18.01	25%

Operating Parameters

Operational Temperature	-40°C ~ +85°C
Power Output Tolerance	0 ~ 3%
Maximum System Voltage	DC1500V (IEC/UL)
Maximum Series Fuse Rating	30A
Nominal Operating Cell Temperature	45±2°C
Protection Class	Class II
Bifaciality	70±5%
Fire Rating	UL type 29 IEC Class C

Mechanical Loading

Front Side Maximum Static Loading	5400Pa
Rear Side Maximum Static Loading	2400Pa
Hailstone Test	25mm Hailstone at the speed of 23m/s

Temperature Ratings (STC)

Temperature Coefficient of Isc	+0.050%/°C
Temperature Coefficient of Voc	-0.200%/°C
Temperature Coefficient of Pmax	-0.260%/°C